


Precision Chip Array

PCA Series

- Precision thin film technology
- Four elements in 1206 footprint
- Tight tolerance down to $\pm 0.1\%$
- Low TCR down to $\pm 10\text{ppm}/^\circ\text{C}$
- Better TCR tracking and tolerance matching than using discrete parts



All parts are Pb-free and comply with EU Directive 2011/65/EU (RoHS2)

Electrical Data

		PCA164
Power rating per resistor @70°C	watts	0.0625
Limiting element voltage	volts	50
Maximum overload voltage	volts	100
Resistance range	ohms	24R9 – 100K
Resistance tolerance	%	$\pm 1, \pm 0.5, \pm 0.25, \pm 0.1,$
Matching tolerance	%	$\pm 0.5, \pm 0.25, \pm 0.1$
TCR	ppm/°C	$\pm 50, \pm 25, \pm 15, \pm 10$
Tracking TCR	ppm/°C	$\pm 50, \pm 25, \pm 15$
Standard values		E96
Ambient temperature range	°C	-55 to +155

Physical Data

Dimensions in mm and weight in mg								
Type	L	W	H	a	b	c	y	Wt. nom
PCA164	3.20 ± 0.15	1.60 ± 0.15	0.55 ± 0.1	0.50 ± 0.15	0.80 ± 0.05	0.30 ± 0.15	0.30 ± 0.15	9.0

Marking

4-digit marking is used on the component. E.g. 1002 = 10k Ω . All relevant information is recorded on the primary package or reel.

Solvent Resistance

The component is resistant to all normal industrial cleaning solvents suitable for printed circuits.

Construction

A thin-film material is selectively deposited on an alumina substrate together with metallic contacts at each end of the resistor. The unadjusted resistors are heat treated to give the required TCR and stability, and then a precisely controlled laser trim process adjusts the resistance value. Epoxy protection is applied and wrap-around terminations are added and plated with nickel then tin. Each resistor is measured immediately before packing into tape.

General Note

TT Electronics reserves the right to make changes in product specification without notice or liability. All information is subject to TT Electronics' own data and is considered accurate at time of going to print.

PCA Series

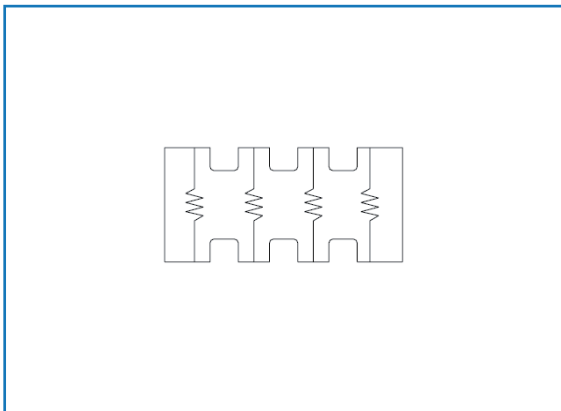
Performance Data

Test	Method	±ΔR%	
		Typical	Maximum
Load life	1000 hours rated power @ 70°C	0.05	0.15
Humidity	1000 hours @40°C, 90-95% RH	0.05	0.25
Short term overload	Lesser of 6.25 x rated power & max. overload voltage for 5 secs	0.01	0.1
Temperature cycle	100 cycles -55°C to +150°C	0.05	0.25
Dry heat	1000 hours @ 125°C	0.10	0.25
Resistance to solder heat	260 ±5°C for 10secs	0.02	0.2
Solderability	245 ±5°C for 3secs	95% min. coverage	

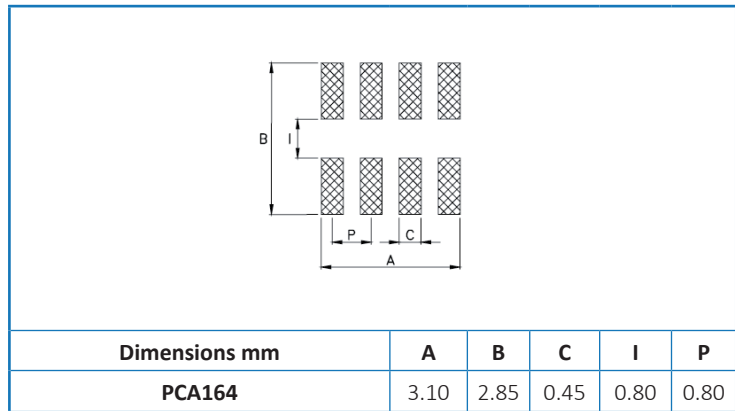
Tolerance & TCR Availability

Tolerance Availability			TCR Availability			
Absolute Tol.	Matching Tol.	Resistance Range	Absolute TCR	Tracking TCR	Resistance Range	
±0.1%	Unspecified	24R9- 100K	±10ppm/°C	Unspecified	24R9- 2K0	
	±0.1%			±15ppm/°C		
±0.25%	Unspecified		±15ppm/°C	Unspecified		24R9- 100K
	±0.25%			±15ppm/°C		
	±0.1%			±25ppm/°C		
±0.5%	Unspecified		±25ppm/°C	Unspecified		24R9- 100K
	±0.5%			±15ppm/°C		
	±0.25%			±50ppm/°C		
±1%	Unspecified	±50ppm/°C	Unspecified	24R9- 100K		
	±0.5%		±25ppm/°C			

Equivalent Circuit Diagram



Recommended Land Pattern



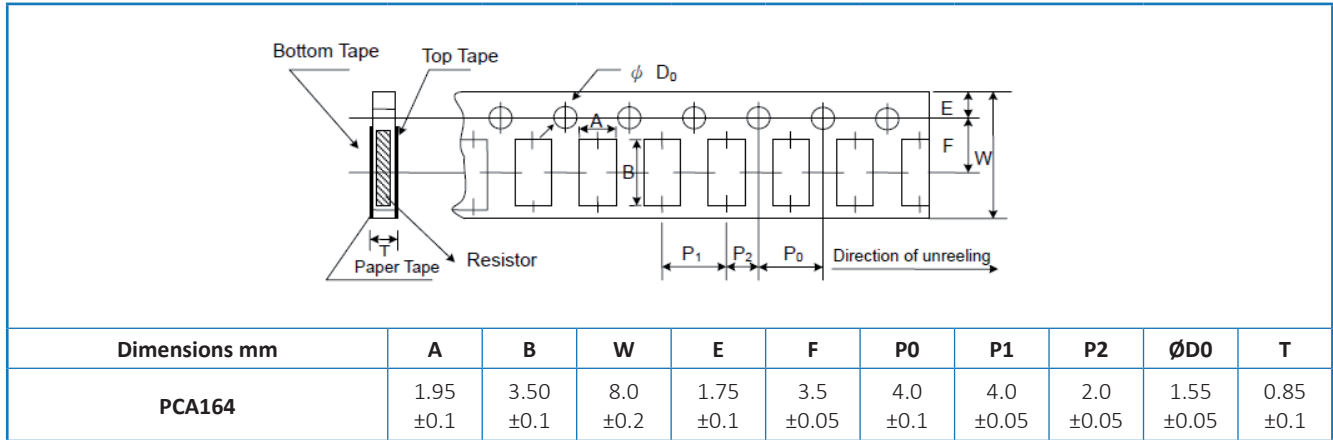
General Note

TT Electronics reserves the right to make changes in product specification without notice or liability. All information is subject to TT Electronics' own data and is considered accurate at time of going to print.

PCA Series

Packaging

PCA164 is packed in 8mm paper tape on a 7 inch reel of 5000 pieces.



Ordering Procedure

Example: PCA164CD-4K75CBT5 (PCA164 with TCR of 50ppm/°C absolute and 25ppm/°C tracking, 4.75 kilohms, tolerance of 0.25% absolute and 0.1% ratio, 5000 reel, Pb-free)



1	2	3	4	5	6	7
Type	Absolute TCR	Tracking TCR ¹	Value	Absolute Tolerance	Ratio Tolerance ¹	Packing
PCA164	T = ±10ppm/°C	Y = ±15ppm/°C	3/4 characters	B = ±0.1%	B = ±0.1%	T5 = 5000/reel
	Y = ±15ppm/°C	D = ±25ppm/°C	R = ohms	C = ±0.25%	C = ±0.25%	
	D = ±25ppm/°C	C = ±50ppm/°C	K = kilohms	D = ±0.5%	D = ±0.5%	
	C = ±50ppm/°C			F = ±1%		

Note 1 – Optional characters. See Tolerance and TCR Availability table for valid combinations.

General Note

TT Electronics reserves the right to make changes in product specification without notice or liability. All information is subject to TT Electronics' own data and is considered accurate at time of going to print.